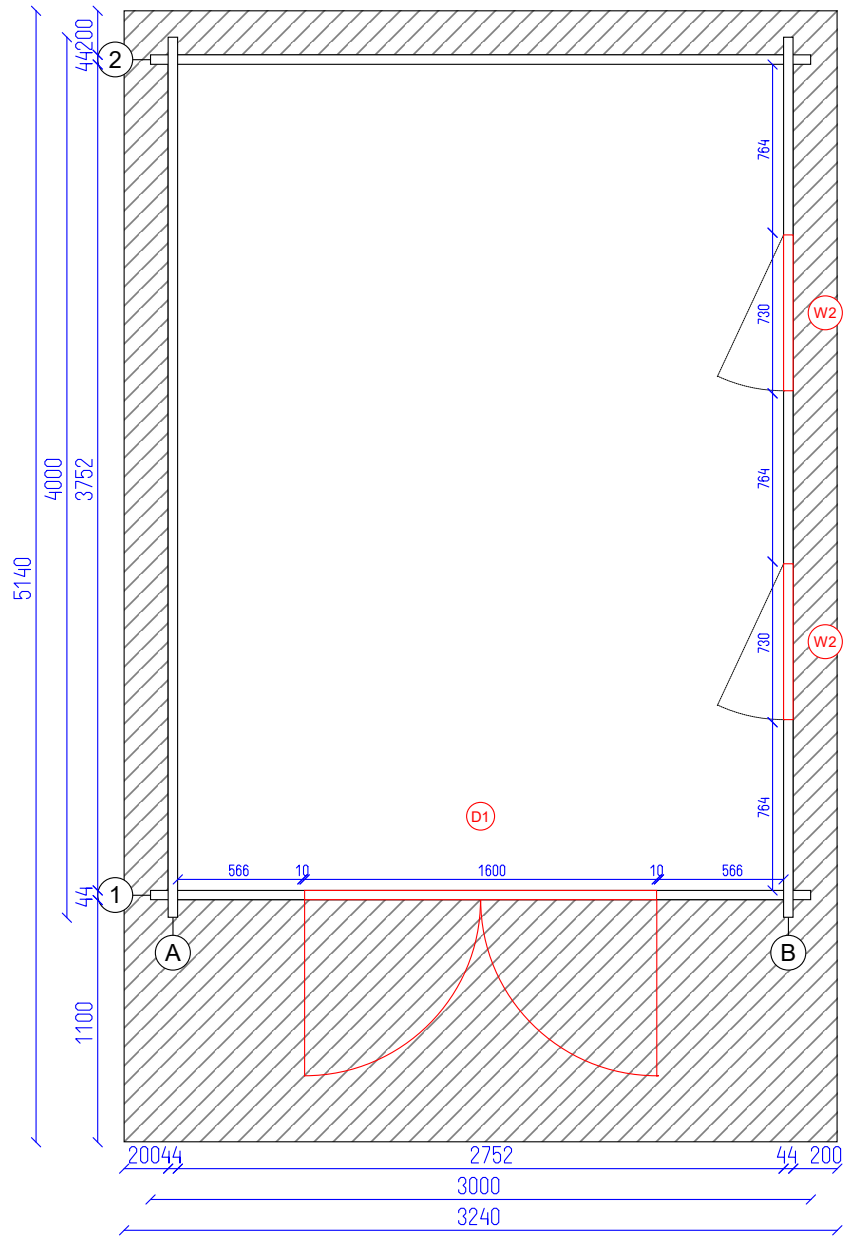


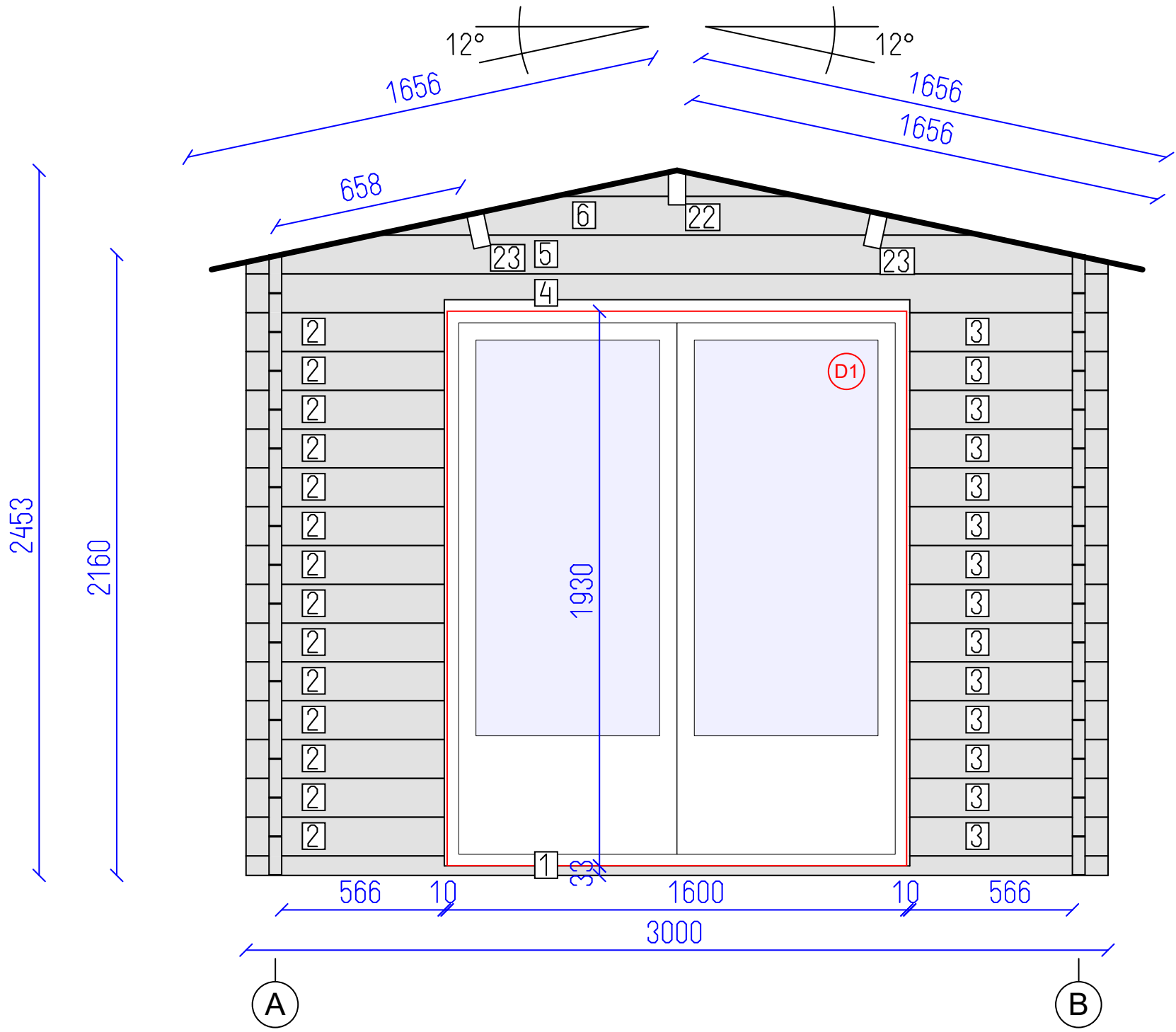
**Skinner's Sheds**  
Created by Nature - Built by Hand - Established in 1979

Project: Woodmancote-HO165..

1  
SHEET

7  
OF

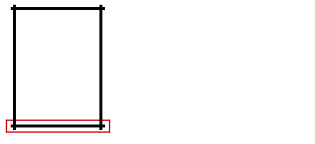





DETAILS

N	QTY
1	1
2	14
3	14
4	1
5	1
6	1
22	1
23	2

- LIST OF ELEMENTS
1. Wall 68x44x3000
  2. Wall 135x44x690
  3. Wall 135x44x690
  4. Wall 135x44x3000
  5. Wall 135x44x3000
  6. Wall 135x44x2114
  22. Roof beam 150x70x5140
  23. Roof beam 150x70x5140
- Total 6.22 m<sup>2</sup>



Project: Woodmancote-HO165..



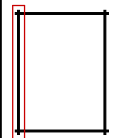
DETAILS

N	QTY
7	12
8	1
9	1
10	1
11	1

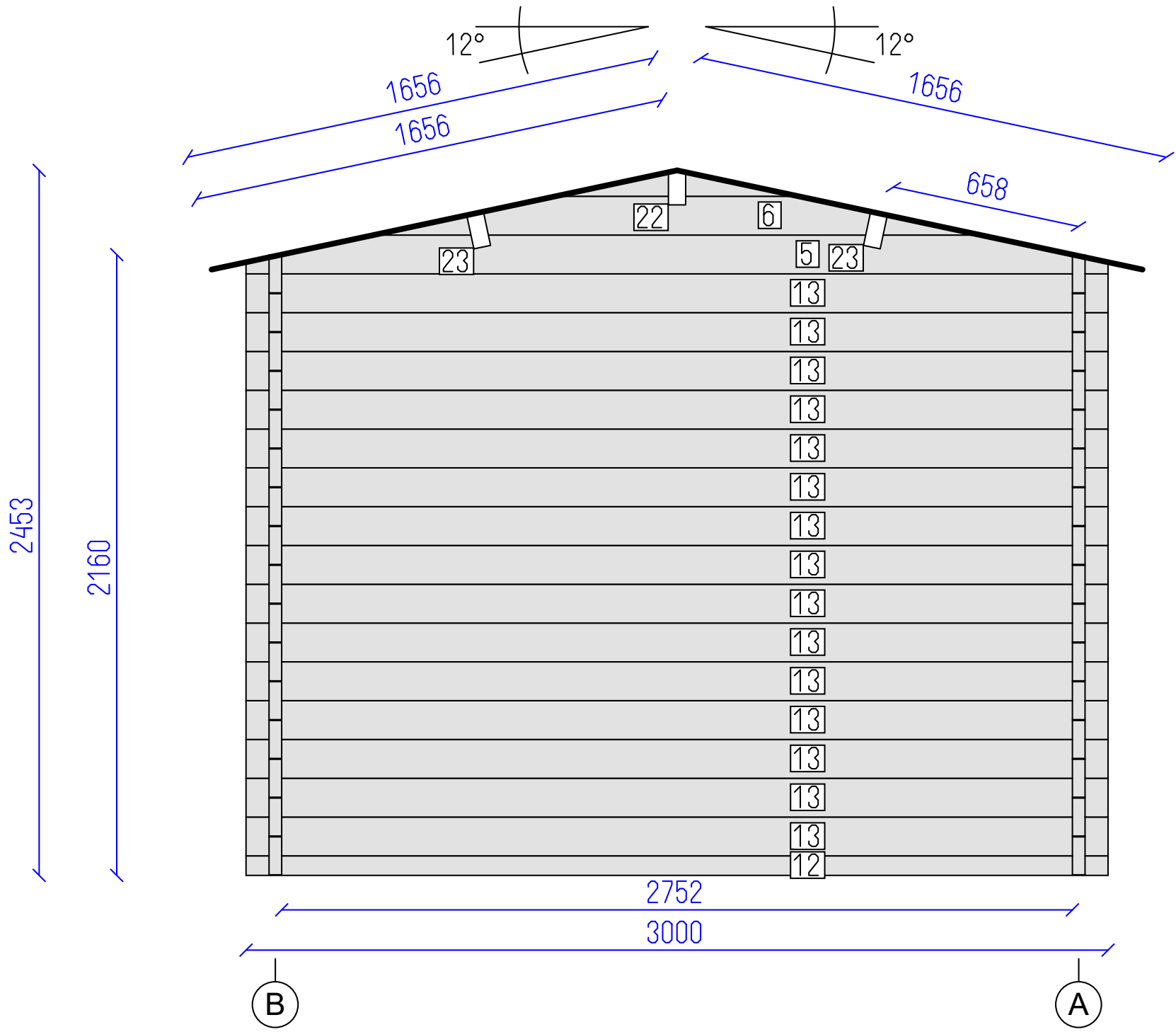
LIST OF ELEMENTS

- 7. Wall 135x44x4000
  - 8. Wall 135x44x4195
  - 9. Wall 135x44x4470
  - 10. Wall 135x44x4745
  - 11. Wall 135x44x5140
- Total 8.98 m<sup>2</sup>

**Skinner's Sheds**  
Created by Nature - Built by Hand - Established in 1979



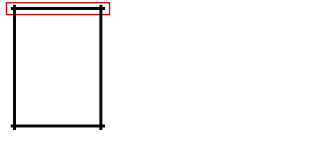
**Project:** Woodmancote-HO165..



DETAILS

N	QTY
12	1
13	15
5	1
6	1
22	1
23	2

- LIST OF ELEMENTS
- 12. Wall 68x44x3000
  - 13. Wall 135x44x3000
  - 5. Wall 135x44x3000
  - 6. Wall 135x44x2114
  - 22. Roof beam 150x70x5140
  - 23. Roof beam 150x70x5140
- Total 9.28 m<sup>2</sup>



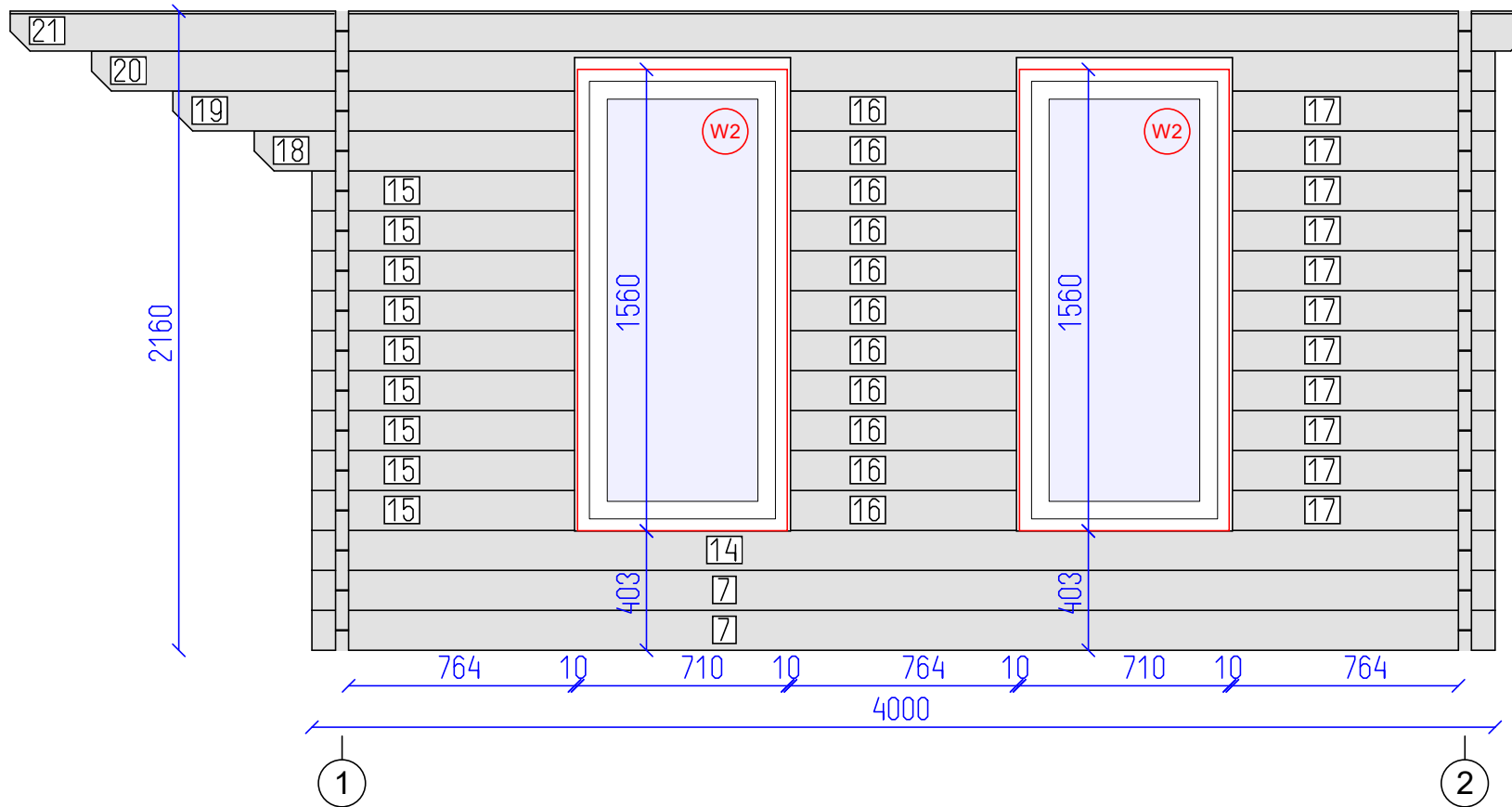
Project: Woodmancote-HO165..

DETAILS

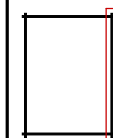
N	QTY
7	2
14	1
15	9
16	11
17	11
18	1
19	1
20	1
21	1

LIST OF ELEMENTS

- 7. Wall 135x44x4000
  - 14. Wall 135x44x4000
  - 15. Wall 135x44x888
  - 16. Wall 135x44x764
  - 17. Wall 135x44x888
  - 18. Wall 135x44x1083
  - 19. Wall 135x44x1358
  - 20. Wall 135x44x4745
  - 21. Wall 135x44x5140
- Total 6.82 m<sup>2</sup>



**Skidders Sheds®**  
Created by Nature - Built by Hand - Established in 1979



**Project:** Woodmancote-HO165..

