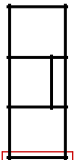


DETAILS

N	QTY
1	1
2	2
3	1
4	11
5	10
6	1
7	1
8	1
9	1
10	1
48	1
49	3

LIST OF ELEMENTS

1. Wall 68x44x3500
 2. Wall 135x44x3500
 3. Wall 135x44x3500
 4. Wall 135x44x2156
 5. Wall 135x44x624
 6. Wall 135x44x884
 7. Wall 135x44x4020
 8. Wall 135x44x4020
 9. Wall 135x44x3851
 10. Wall 55x44x1456
 48. Roof beam 140x70x3425
 49. Roof beam 140x70x3425
- Total 9.42 m²



Skinner's Sheds
Created by Nature • Built by Hand • Established in 1979

Woking 44 CH1 1841

Wall 1

Tikr.
AND

Dare

3
SHEET

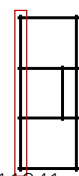

10
OF

DETAILS

N	QTY
11	16
12	16
13	16
14	1
15	1
16	1

LIST OF ELEMENTS

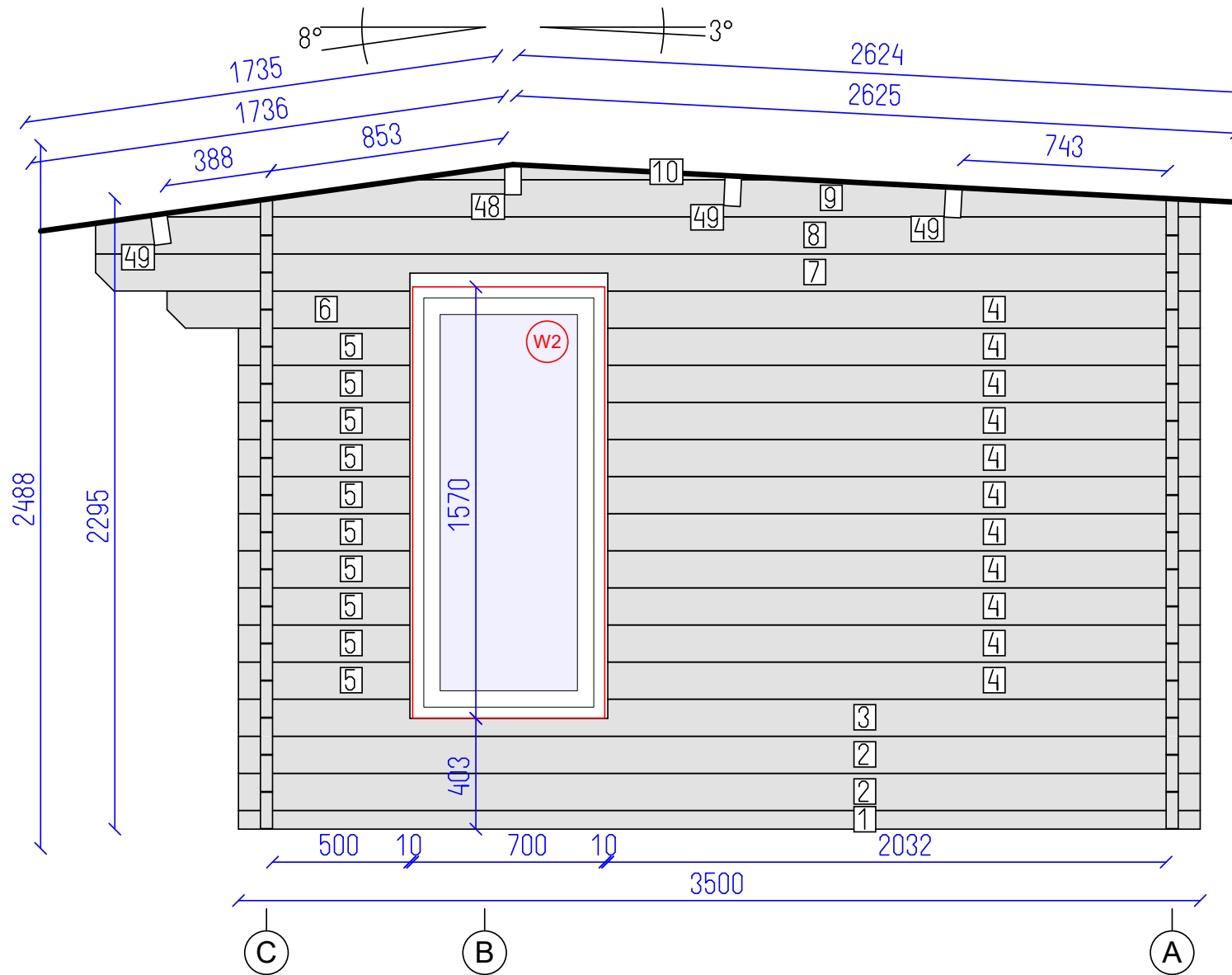
- 11. Wall 135x44x3027
- 12. Wall 135x44x2946
- 13. Wall 135x44x3027
- 14. Wall 135x44x3147
- 15. Wall 135x44x2946
- 16. Wall 135x44x3147
- Total 20.69 m²



Skinner's Sheds
Created by Nature - Built by Hand - Established in 1979

Woking 44 CH11841

Wall A	Tikr. AND	Dare ---	4 SHEET	10 OF
--------	-----------	----------	---------	-------



DETAILS

N	QTY
1	1
2	2
3	1
4	11
5	10
6	1
7	1
8	1
9	1
10	1
48	1
49	3

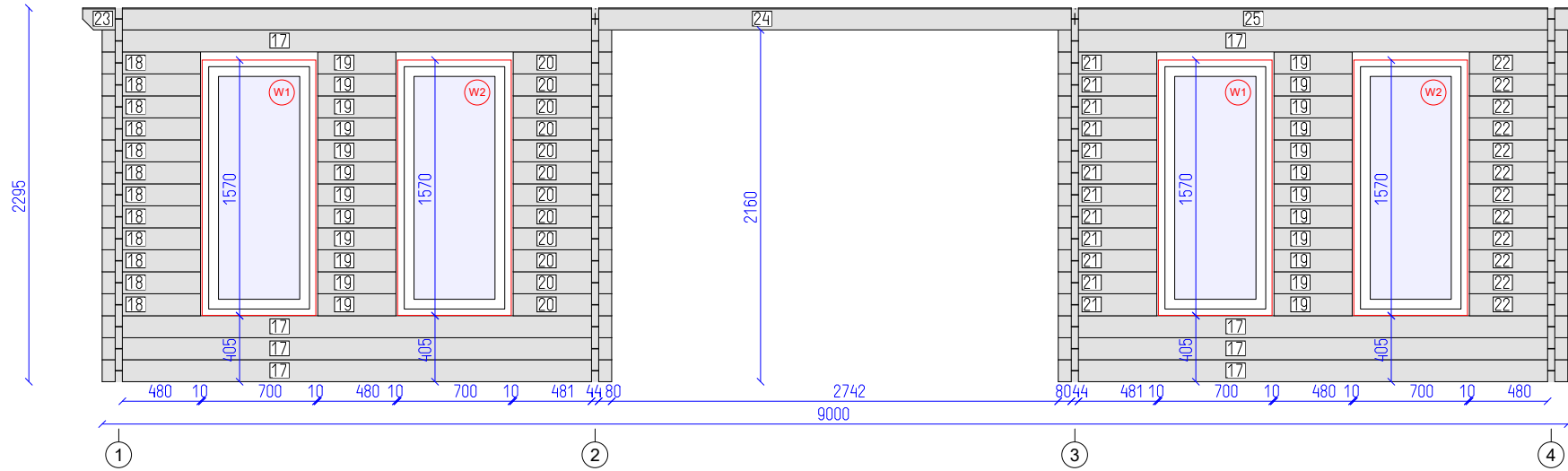
LIST OF ELEMENTS

- 1. Wall 68x44x3500
 - 2. Wall 135x44x3500
 - 3. Wall 135x44x3500
 - 4. Wall 135x44x2156
 - 5. Wall 135x44x624
 - 6. Wall 135x44x884
 - 7. Wall 135x44x4020
 - 8. Wall 135x44x4020
 - 9. Wall 135x44x3851
 - 10. Wall 55x44x1456
 - 48. Roof beam 140x70x3425
 - 49. Roof beam 140x70x3425
- Total 9.42 m²

Woking 44 CH11841

Wall 4	Tikr. AND	Dare ---	5 SHEET	10 OF
--------	-----------	----------	---------	-------

Skinner's Sheds
Created by Nature - Built by Hand - Established in 1979

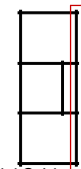


DETAILS

N	QTY
17	8
18	12
19	24
20	12
21	12
22	12
23	1
24	1
25	1

LIST OF ELEMENTS

- 17. Wall 135x44x3129
 - 18. Wall 135x44x604
 - 19. Wall 135x44x480
 - 20. Wall 135x44x605
 - 21. Wall 135x44x605
 - 22. Wall 135x44x604
 - 23. Wall 135x44x3147
 - 24. Wall 135x44x2946
 - 25. Wall 135x44x3147
- Total 10.10 m²

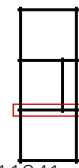



DETAILS

N	QTY
26	1
27	14
28	13
29	1
30	1
31	1
32	1
33	1
48	1
49	3

LIST OF ELEMENTS

- 26. Wall 68x44x3500
 - 27. Wall 135x44x1462
 - 28. Wall 135x44x1118
 - 29. Wall 135x44x1378
 - 30. Wall 135x44x4020
 - 31. Wall 135x44x4020
 - 32. Wall 135x44x3851
 - 33. Wall 55x44x1456
 - 48. Roof beam 140x70x3425
 - 49. Roof beam 140x70x3425
- Total 8.75 m²



Woking 44 CH11841

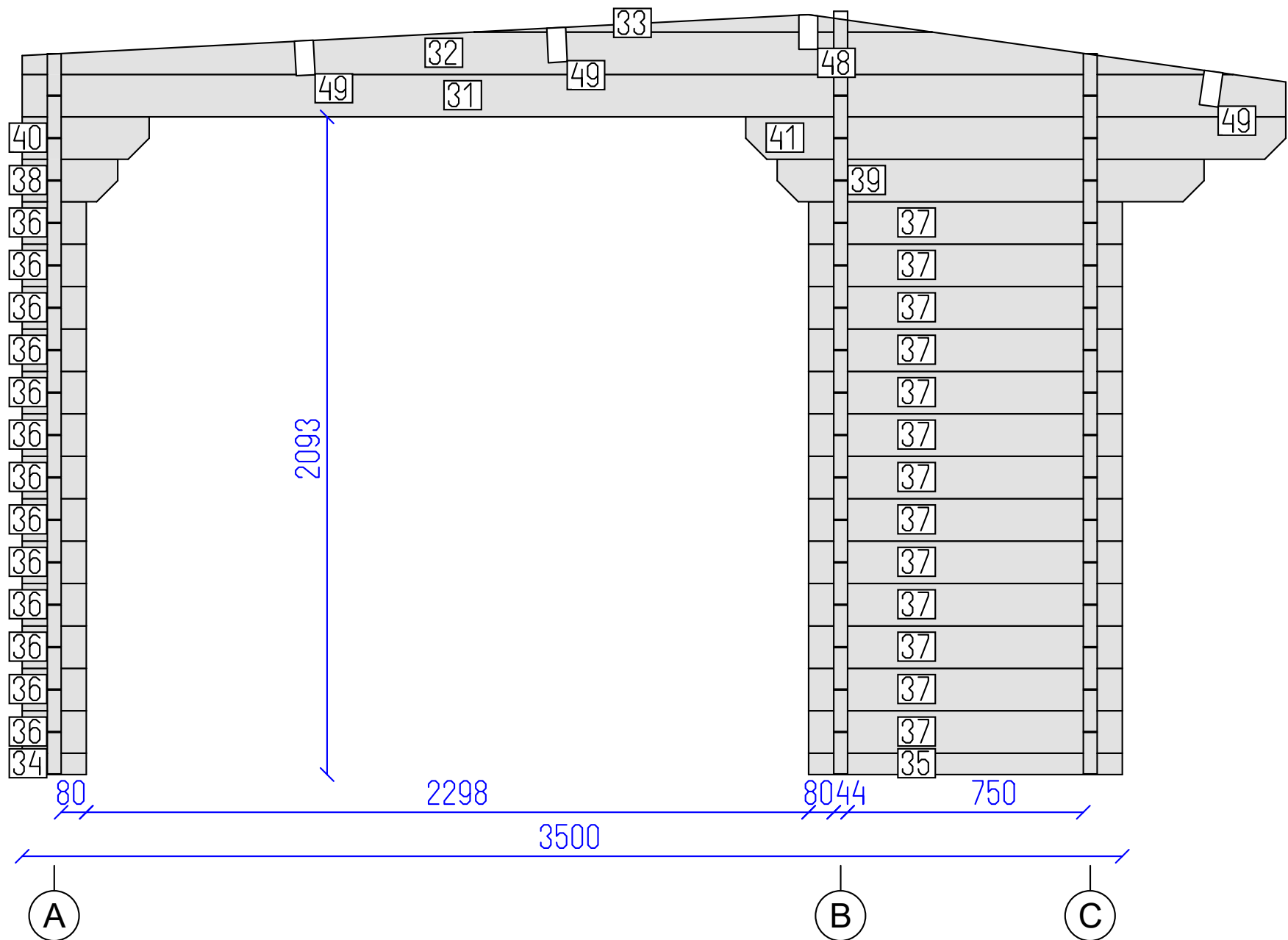
Wall 2

Tikr. AND

Dare ---

7 SHEET

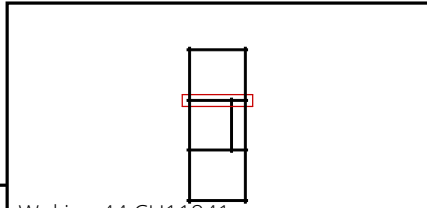
10 OF



DETAILS

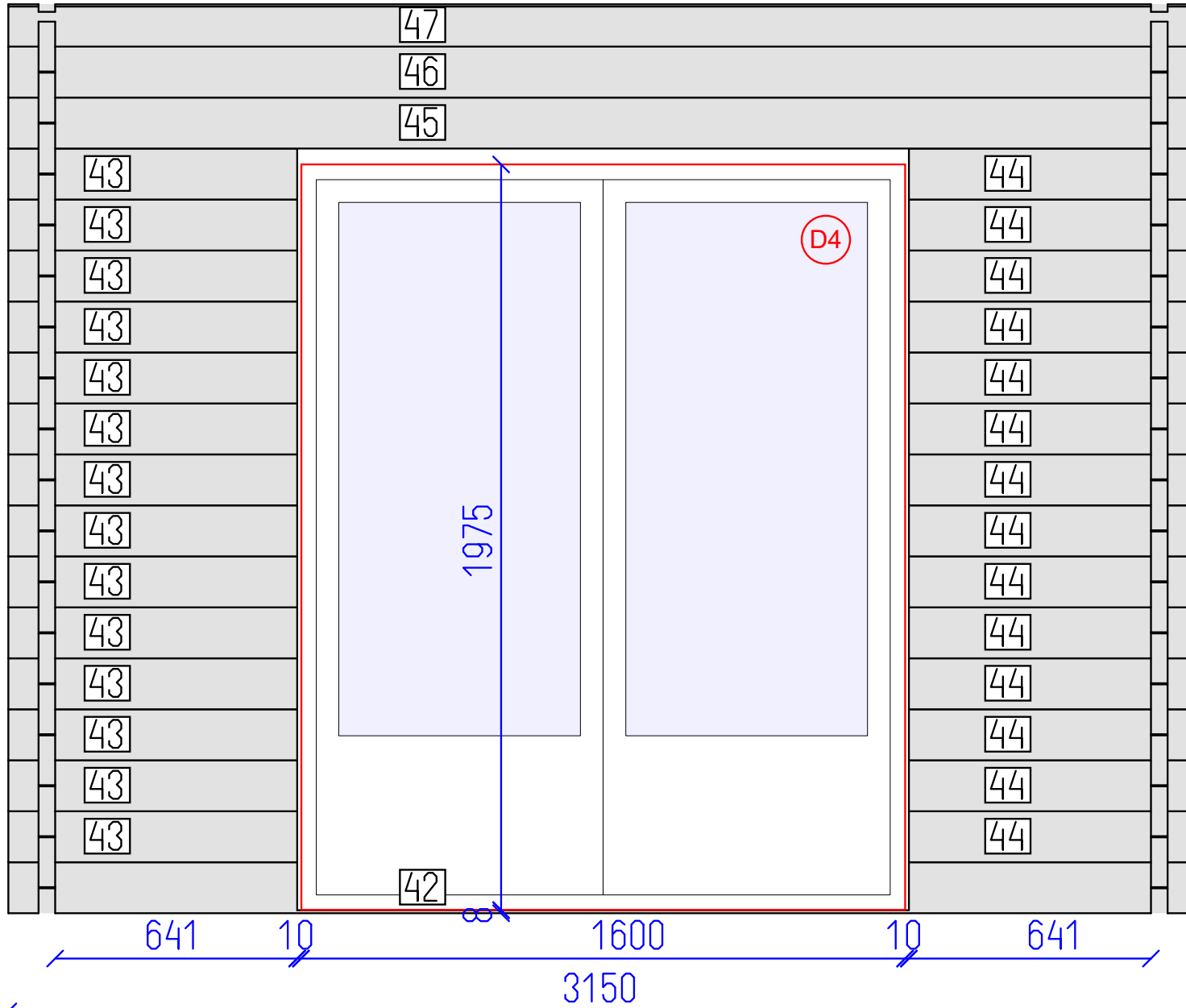
N	QTY
34	1
35	1
36	13
37	13
38	1
39	1
40	1
41	1
31	1
32	1
33	1
48	1
49	3

- LIST OF ELEMENTS
- 34. Wall 68x44x204
 - 35. Wall 68x44x998
 - 36. Wall 135x44x204
 - 37. Wall 135x44x998
 - 38. Wall 135x44x304
 - 39. Wall 135x44x1358
 - 40. Wall 135x44x404
 - 41. Wall 135x44x1718
 - 31. Wall 135x44x4020
 - 32. Wall 135x44x3851
 - 33. Wall 55x44x1456
 - 48. Roof beam 140x70x3425
 - 49. Roof beam 140x70x3425
- Total 5.76 m²



Woking 44 CH11841

Production of your cabin cannot commence until signed & dated to confirm the plans are correct. By signing you are agreeing to Skinner's Sheds Terms & Conditions. Plans cannot be altered once signed & agreed.



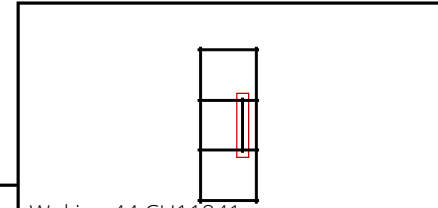
DETAILS

N	QTY
42	1
43	14
44	14
45	1
46	1
47	1

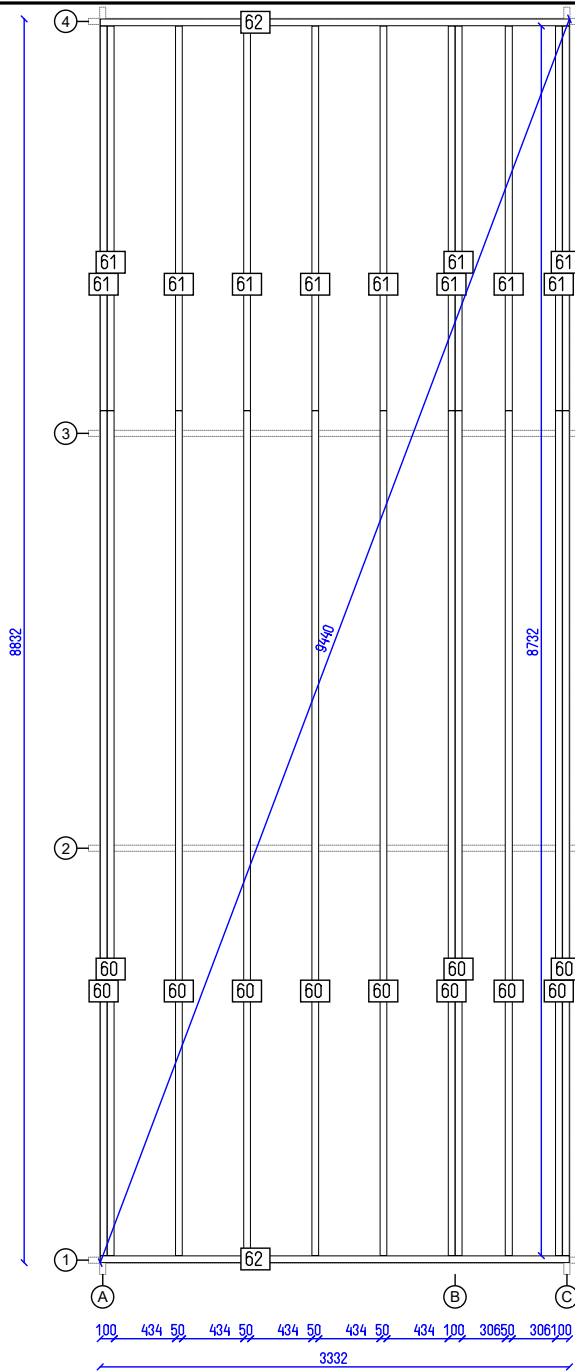
LIST OF ELEMENTS

- 42. Wall 135x44x3150
- 43. Wall 135x44x765
- 44. Wall 135x44x765
- 45. Wall 135x44x3150
- 46. Wall 135x44x3150
- 47. Wall 112x44x3150

Total 4.52 m²



Production of your cabin cannot commence until signed & dated to confirm the plans are correct. By signing you are agreeing to Skinner's Sheds Terms & Conditions. Plans cannot be altered once signed & agreed.



	Woking 44 CH11841			
	Flr. bearers pl.	Tikr. AND	Dare ---	10 SHEET OF 10