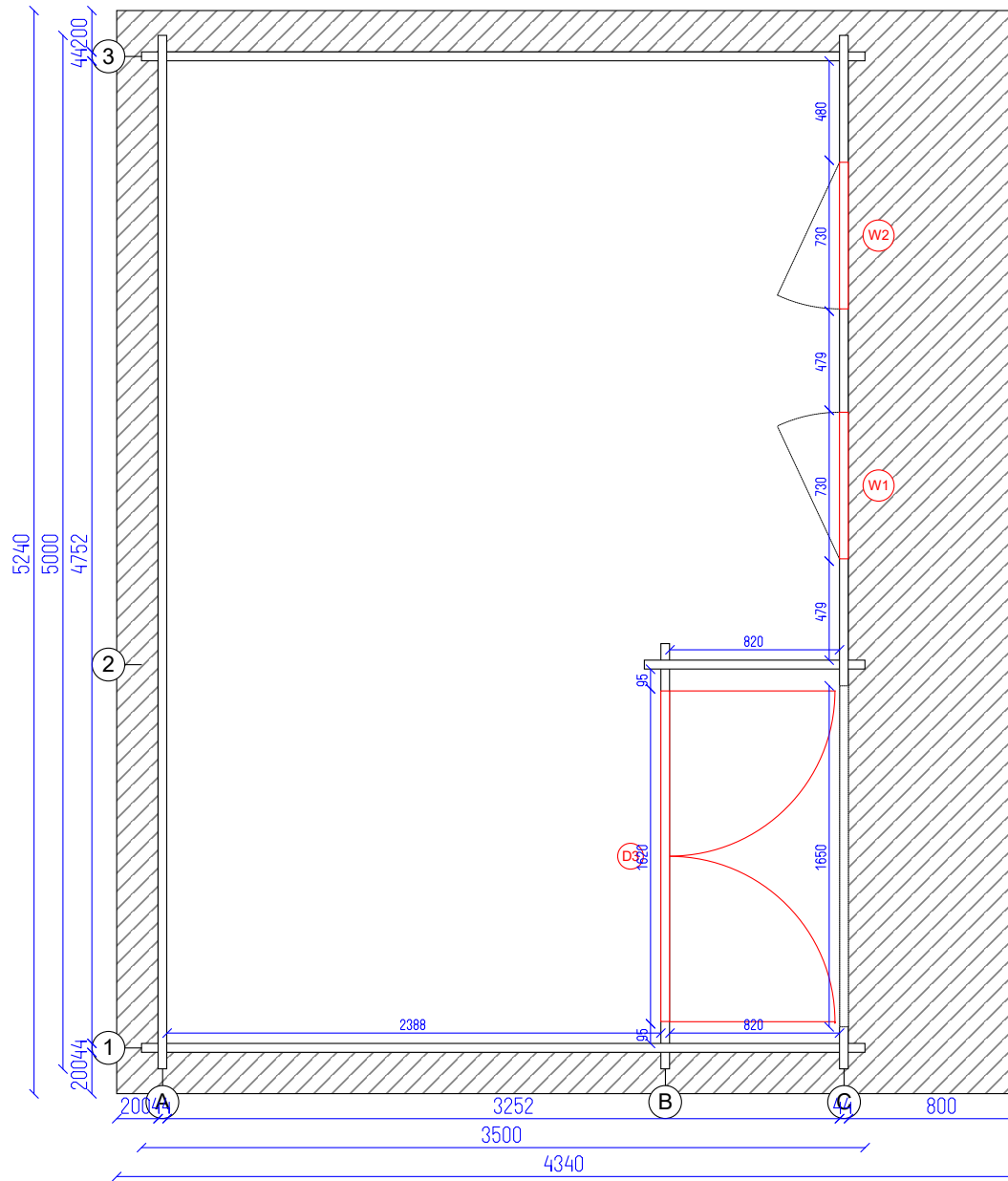


Skinner's Sheds
Created by Nature - Built by Hand - Established in 1975

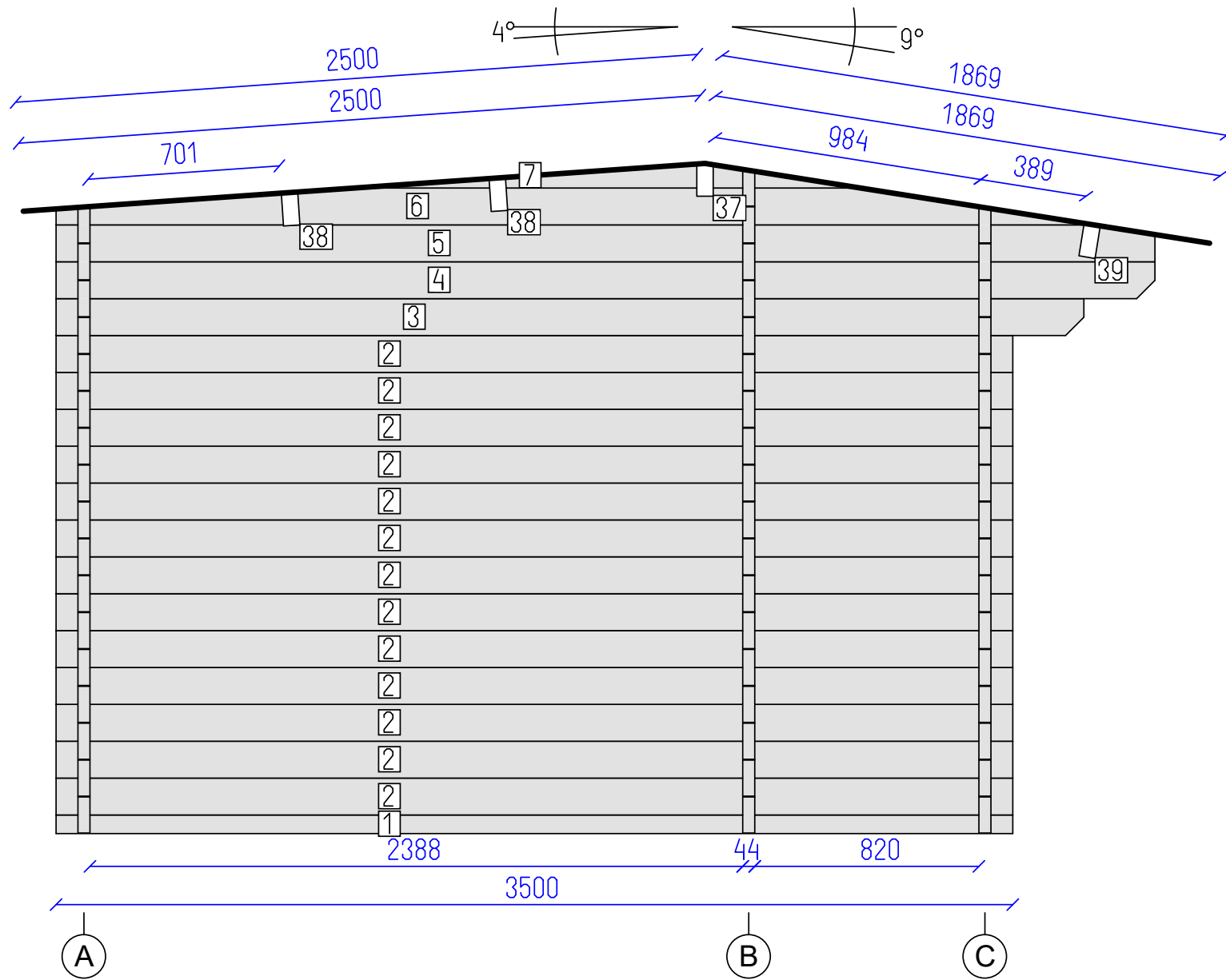
Project: Shrewsbury 1

1
SHEET

9
OF



2453
2295



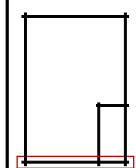
DETAILS

N	QTY
1	1
2	13
3	1
4	1
5	1
6	1
7	1
37	1
38	2
39	1

LIST OF ELEMENTS

- 1. Wall 68x44x3500
 - 2. Wall 135x44x3500
 - 3. Wall 135x44x3760
 - 4. Wall 135x44x4020
 - 5. Wall 135x44x4020
 - 6. Wall 135x44x3796
 - 7. Wall 90x44x1848
 - 37. Roof beam 150x70x5240
 - 38. Roof beam 150x70x5240
 - 39. Roof beam 150x70x5240
- Total 11.80 m²

Skinner's Sheds
Created by Nature - Built by Hand - Established in 1979



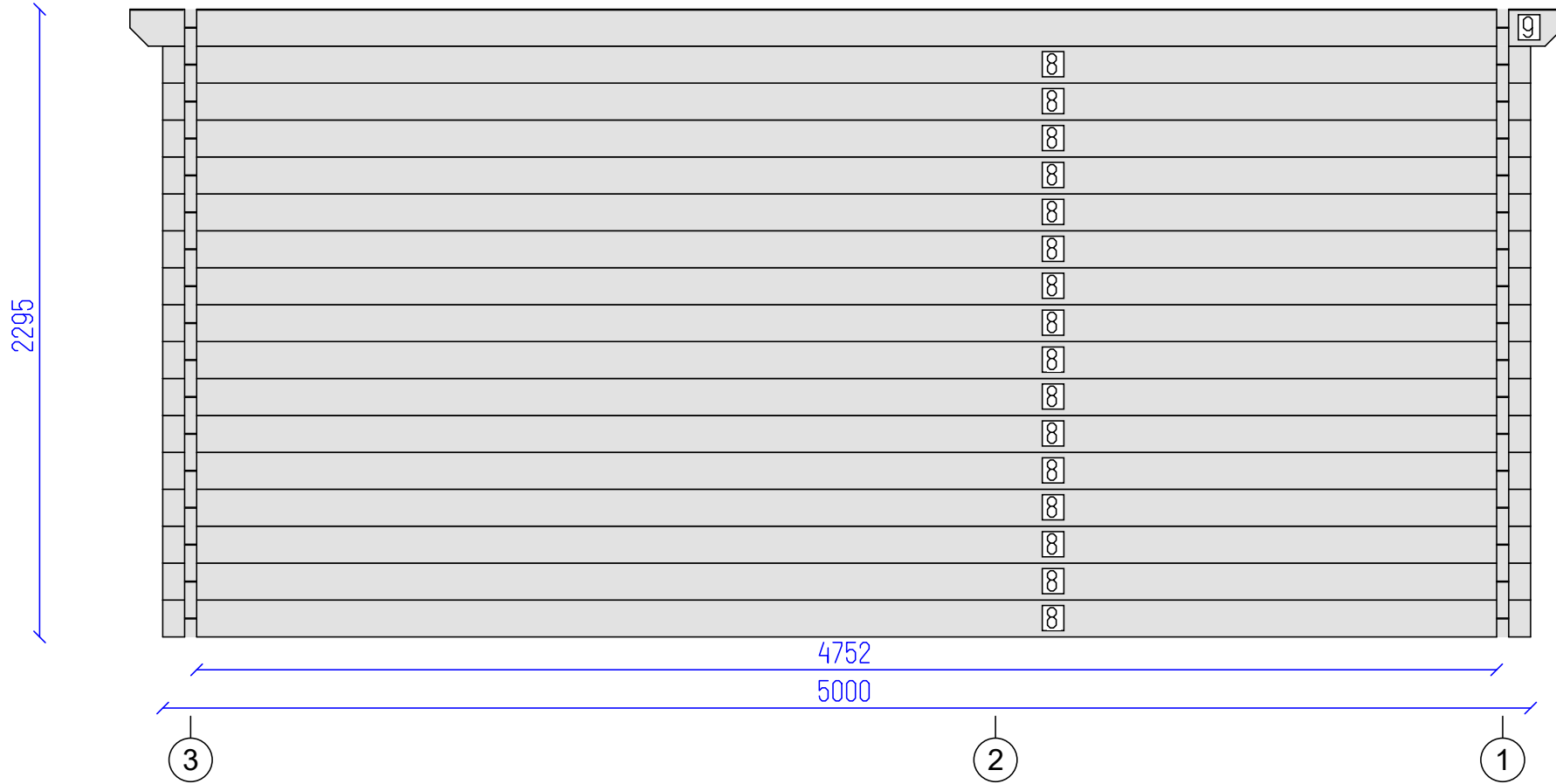
Project: Shrewsbury 1

DETAILS

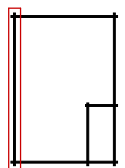
N	QTY
8	16
9	1

LIST OF ELEMENTS

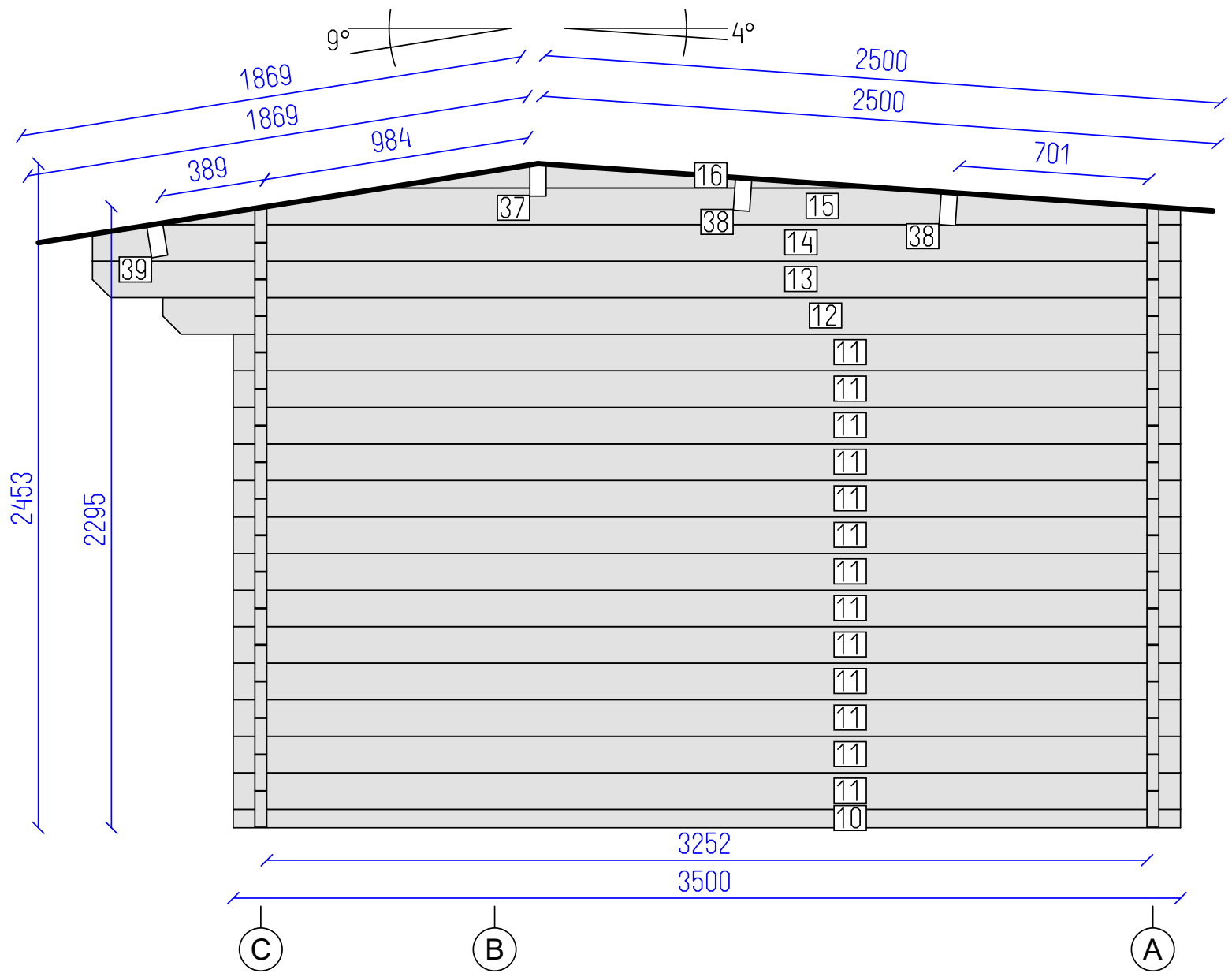
8. Wall 135x44x5000
 9. Wall 135x44x5240
 Total 11.51 m²



Skinner's Sheds
Created by Nature - Built by Hand - Established in 1979



Project: Shrewsbury 1

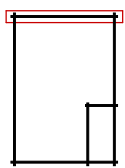


DETAILS

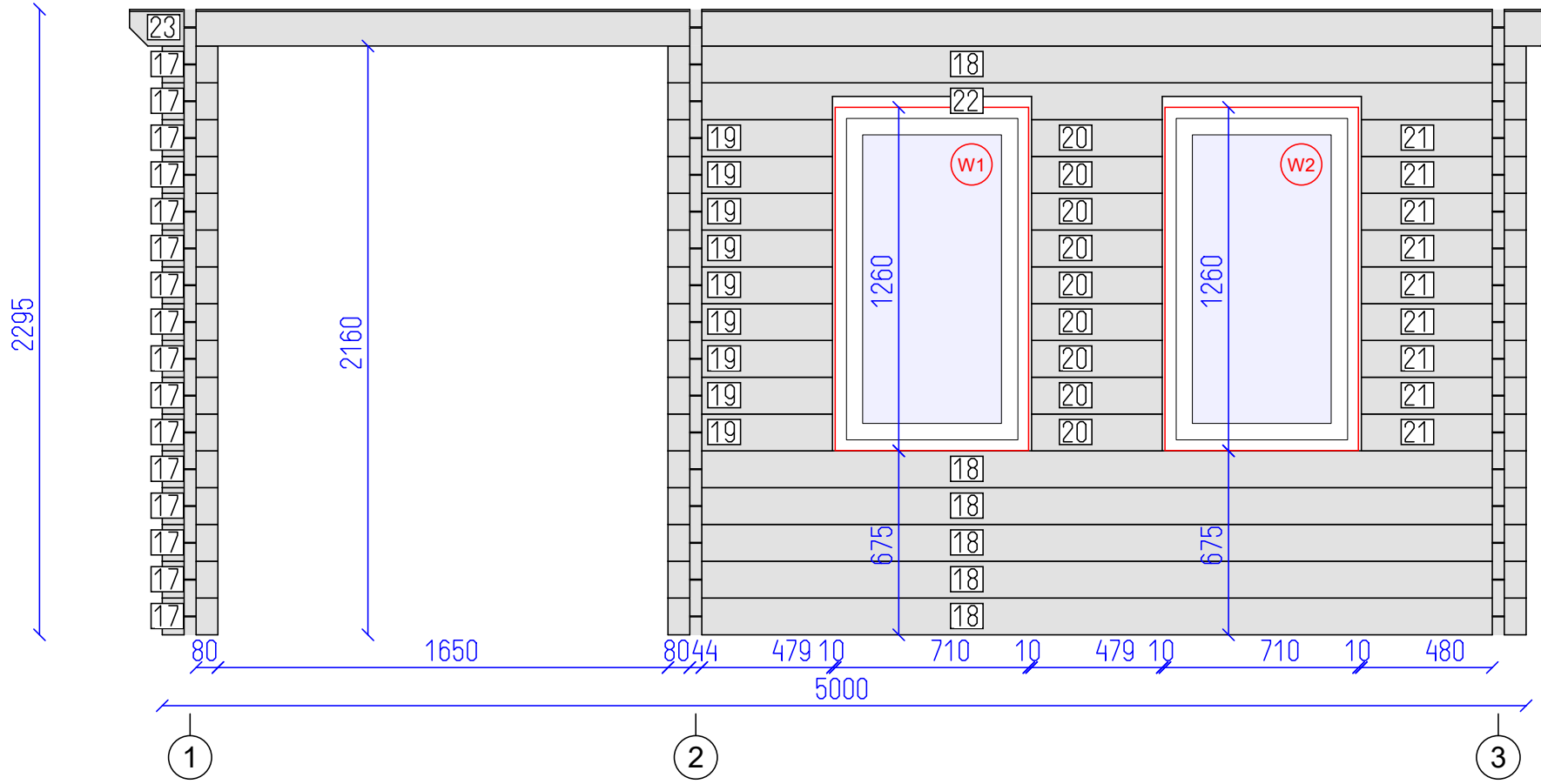
N	QTY
10	1
11	13
12	1
13	1
14	1
15	1
16	1
37	1
38	2
39	1

LIST OF ELEMENTS

- 10. Wall 68x44x3500
- 11. Wall 135x44x3500
- 12. Wall 135x44x3760
- 13. Wall 135x44x4020
- 14. Wall 135x44x4020
- 15. Wall 135x44x3796
- 16. Wall 90x44x1848
- 37. Roof beam 150x70x5240
- 38. Roof beam 150x70x5240
- 39. Roof beam 150x70x5240
- Total 11.80 m²



Project: Shrewsbury 1



DETAILS

N	QTY
17	16
18	6
19	9
20	9
21	9
22	1
23	1

LIST OF ELEMENTS

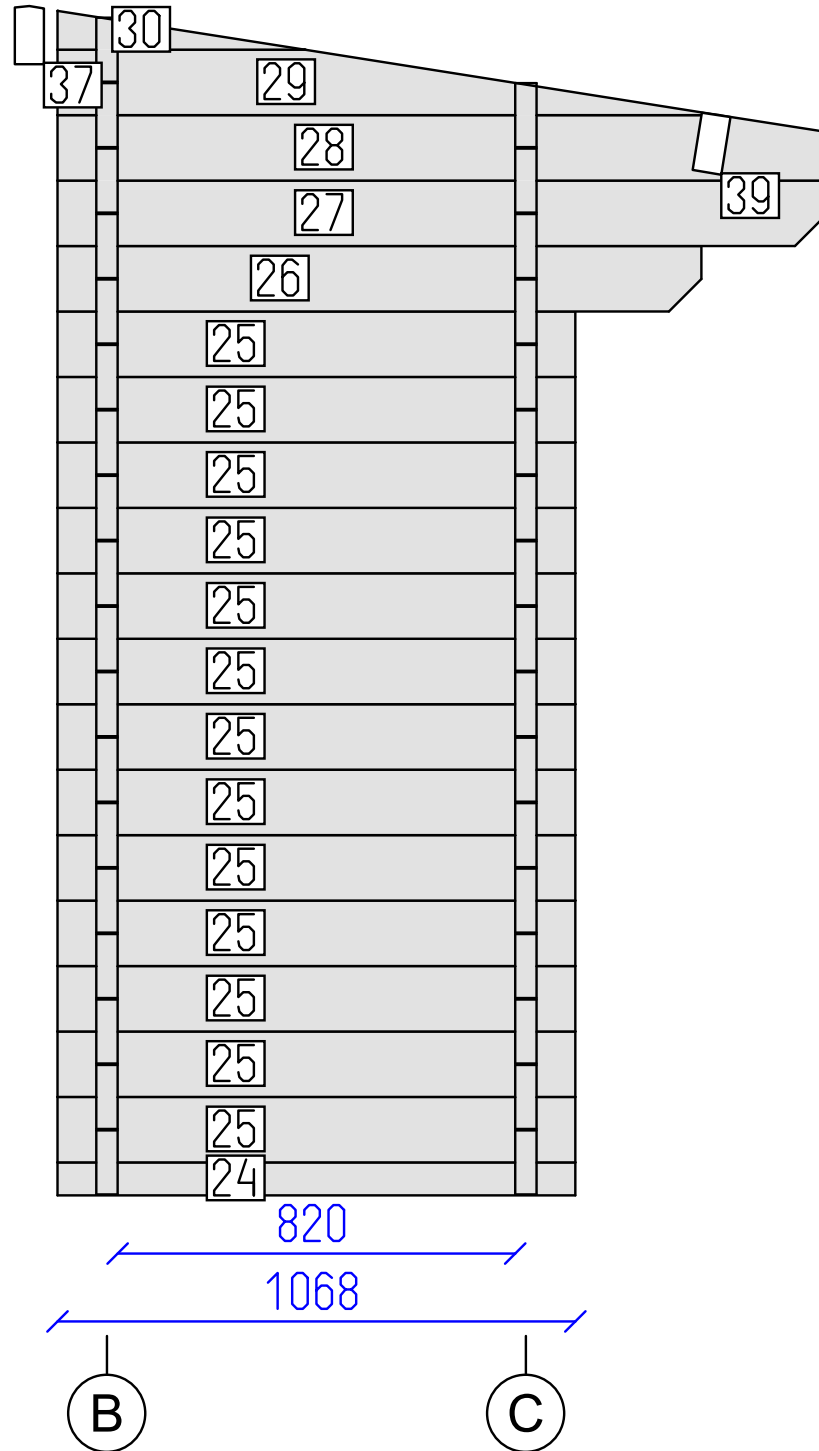
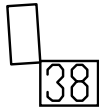
- 17. Wall 135x44x204
- 18. Wall 135x44x3146
- 19. Wall 135x44x603
- 20. Wall 135x44x479
- 21. Wall 135x44x604
- 22. Wall 135x44x3146
- 23. Wall 134x44x5240

Total 6.16 m²

Skinner's Sheds
Created by Nature - Built by Hand - Established in 1979

Project: Shrewsbury 1

Wall C	6 SHEET	9 OF
--------	---------	------



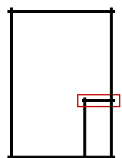
DETAILS

N	QTY
24	1
25	13
26	1
27	1
28	1
29	1
30	1
37	1
38	2
39	1

LIST OF ELEMENTS

- 24. Wall 68x44x1068
 - 25. Wall 135x44x1068
 - 26. Wall 135x44x1328
 - 27. Wall 135x44x1588
 - 28. Wall 135x44x1588
 - 29. Wall 135x44x1364
 - 30. Wall 80x44x510
 - 37. Roof beam 150x70x5240
 - 38. Roof beam 150x70x5240
 - 39. Roof beam 150x70x5240
- Total 5.92 m²

Skidders Sheds
Created by Nature - Built by Hand - Established in 1979

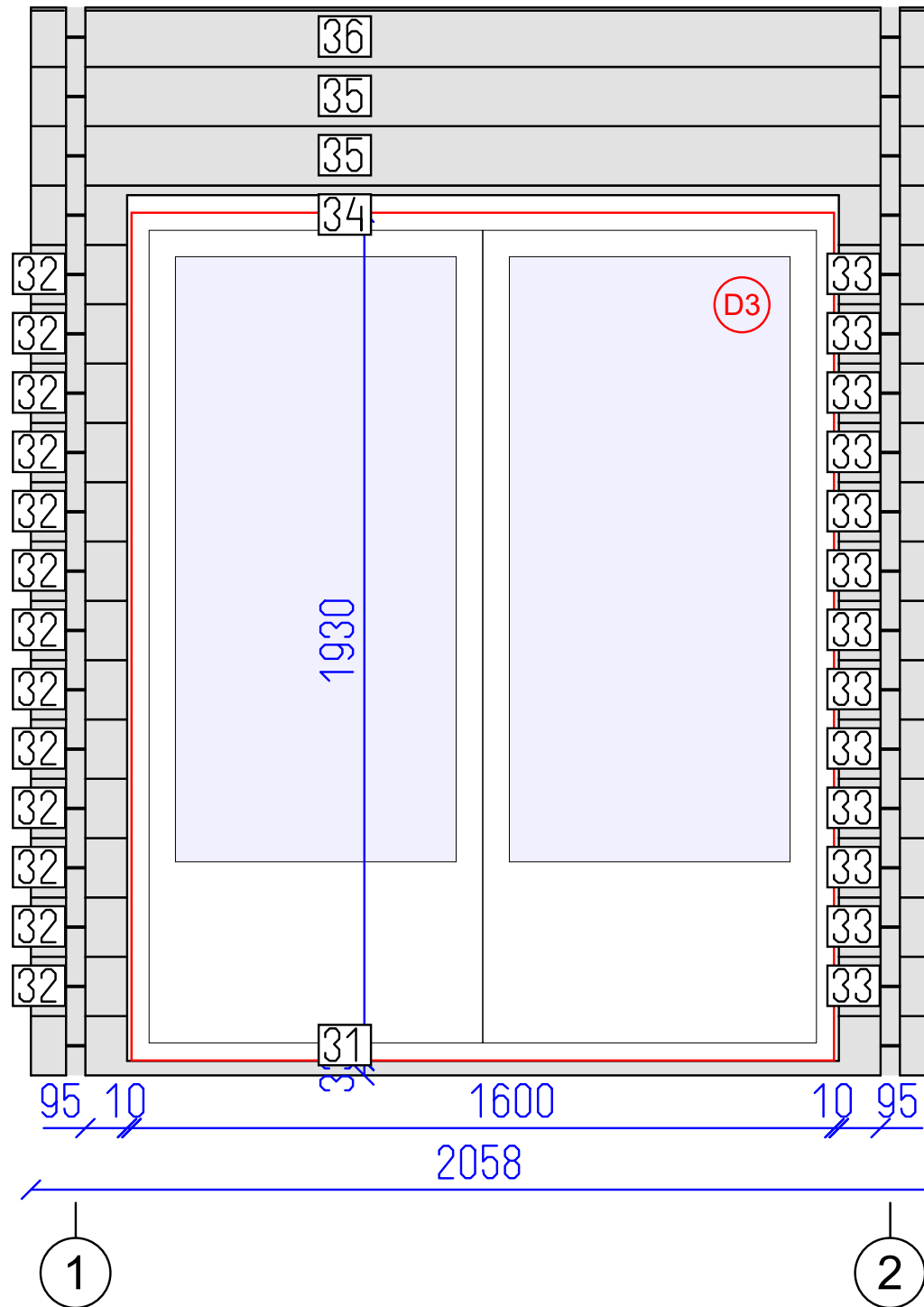


Project: Shrewsbury 1

Wall 2

7
SHEET

9
OF



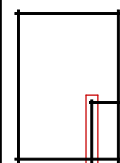
DETAILS

N	QTY
31	1
32	13
33	13
34	1
35	2
36	1

LIST OF ELEMENTS

- 31. Wall 135x44x2058
- 32. Wall 135x44x219
- 33. Wall 135x44x219
- 34. Wall 135x44x2058
- 35. Wall 135x44x2058
- 36. Wall 135x44x2058
- Total 2.16 m²

Skinner's Sheds
Created by Nature - Built by Hand - Established in 1979



Project: Shrewsbury 1

